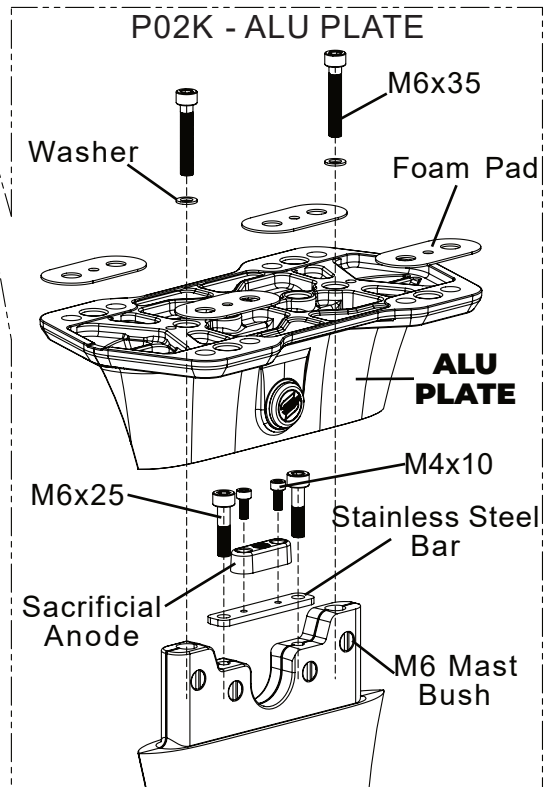
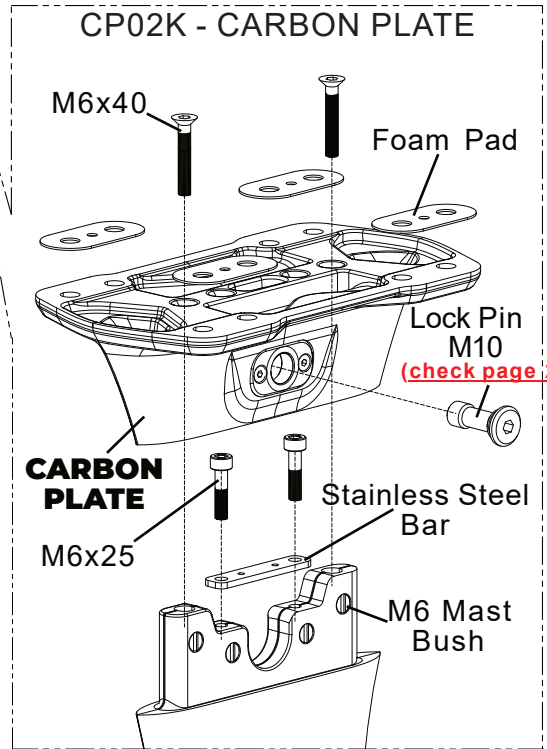
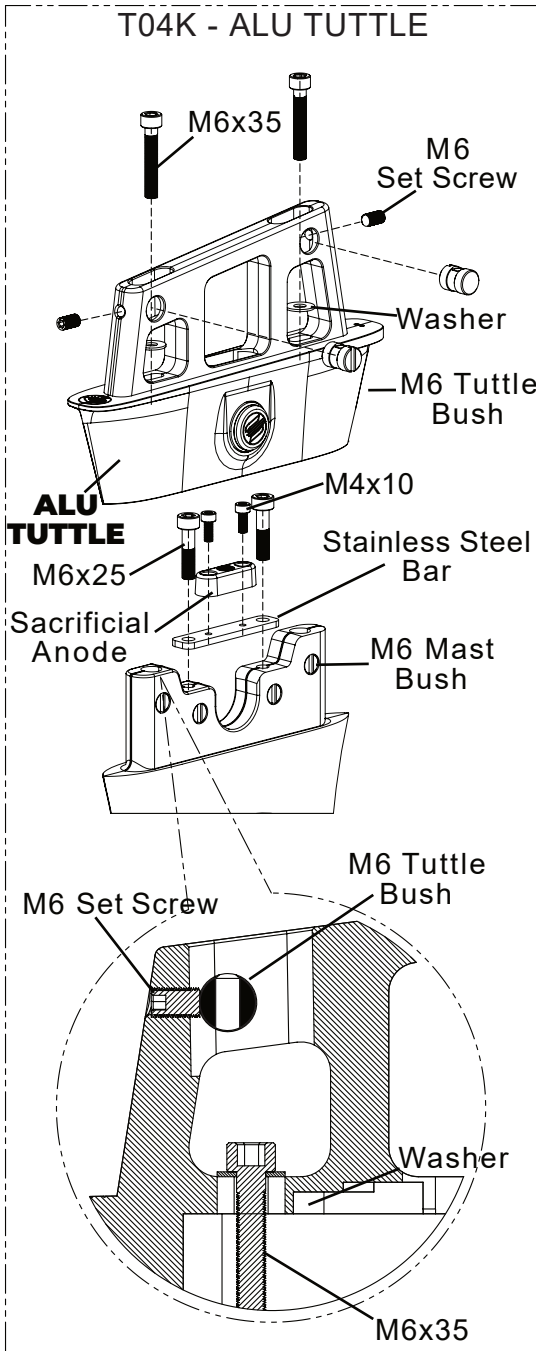


KRAKEN PLATE-TUTTLE

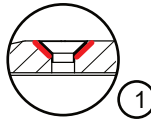
USER GUIDE



SMART TIP - GLUE CONICAL WASHERS

Conical washers (1) are great to protect components from wear and scratches when tightening screws.

We highly suggest to glue conical washers. Put a small quantity of glue on the red area (—), in this way you will never lose them and your components will be protected.



SCAN HERE

CHECK THE LATEST VERSION OF SABFOIL USER MANUALS

SCREW TIGHTENING TABLE

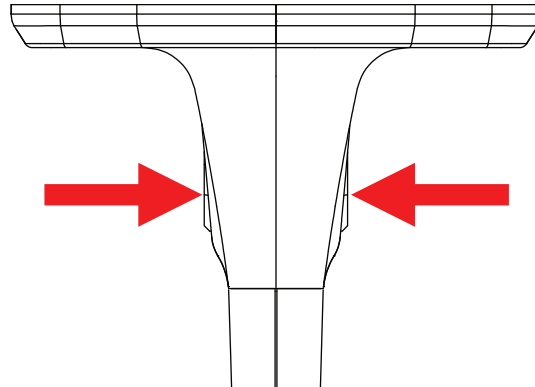
SCREW TYPE	TORQUE (Nm)
M4	4
M6	11
M8	25
M10	75

CARBON PLATE - CP02K

MANDATORY SETUP GUIDE

For users of the CP02K carbon plate, it is necessary to add a transverse force to ensure the correct and increased performance for the product.

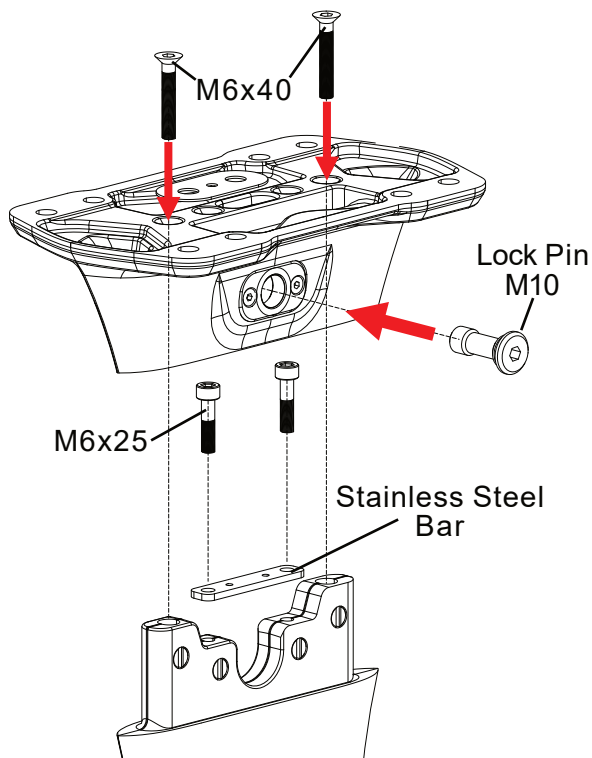
This prevents the lighter and stiffer carbon plate from excessive fatigue stresses and ensures its proper operation.



This force is MANDATORY and obtained with a transverse tightening torque. This is achieved very simply by following one of the two options below.

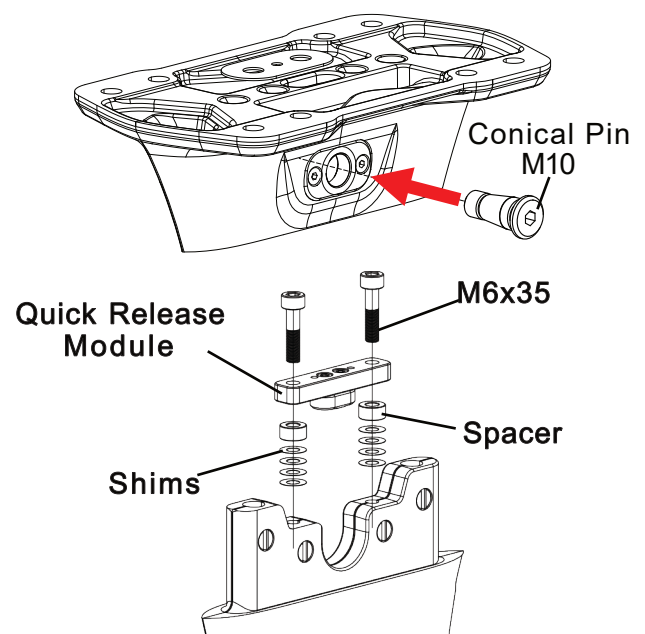
OPTION 1 LOCK PIN [MH092]

First tighten the two countersunk M6x40 screws, then proceed with the Lock Pin tightening, following the "SCREW TIGHTENING TABLE". Be sure that the Stainless Steel Bar is mounted on your mast.



OPTION 2 QUICK RELEASE SYSTEM [Q01K]

Follow the dedicated instruction of the Quick Release System. Scan the QR code to easily find the Q01K User Manual.



WARRANTY NOTES

Any use of the carbon plate [CP02K] that does not follow the instructions above regarding "Option 1" or "Option 2" will void the validity of the warranty of the CP02K product and any other products mechanically connected to it at the time of use as of December 01, 2022.